

TRIMS & MOULDINGS

SPECIFICATIONS & INSTALLATION

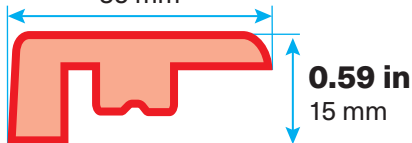


Comfort Heights • Haven Heights

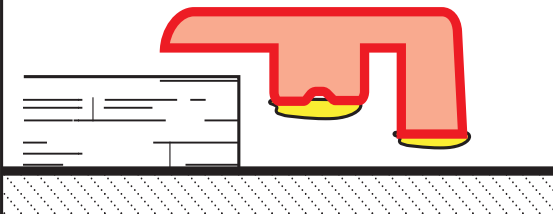
LIONSFLOOR.COM | 888-575-9220

END CAP

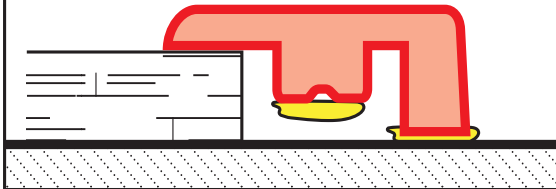
1.38 in
35 mm



Apply curing glue on the reverse side.

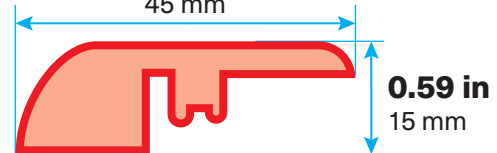


Press and fix until the glue is cured.

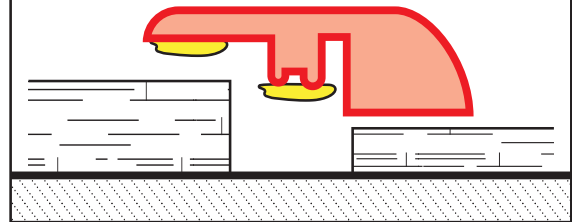


REDUCER

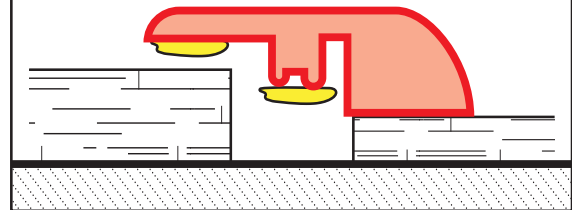
1.77 in
45 mm



Apply curing glue on the reverse side.

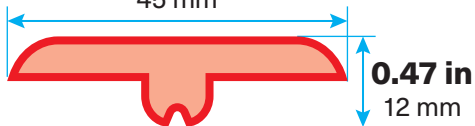


Press and fix until glue is cured.

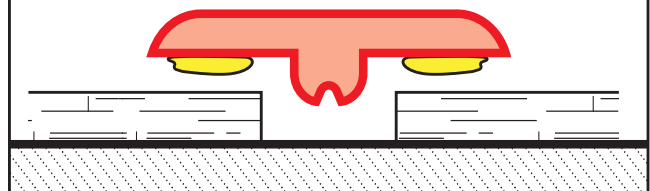


T-MOULDING

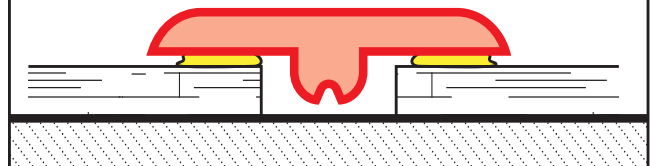
1.77 in
45 mm



Apply curing glue on the reverse side.



Press and fix until glue is cured.



TRIMS & MOULDINGS

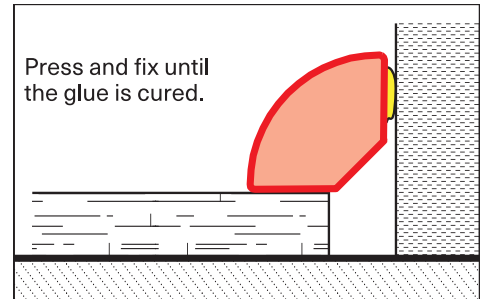
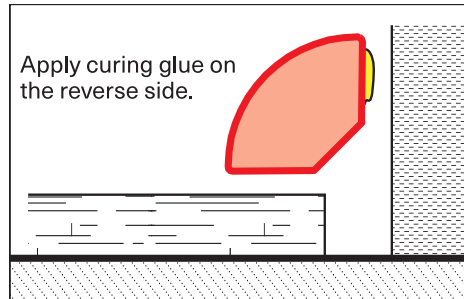
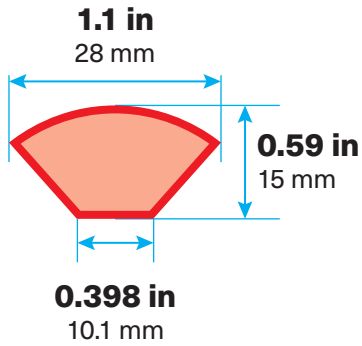
SPECIFICATIONS & INSTALLATION



Comfort Heights • Haven Heights

LIONSFLOOR.COM | 888-575-9220

QUARTER ROUND



FLUSH STAIR NOSE

